

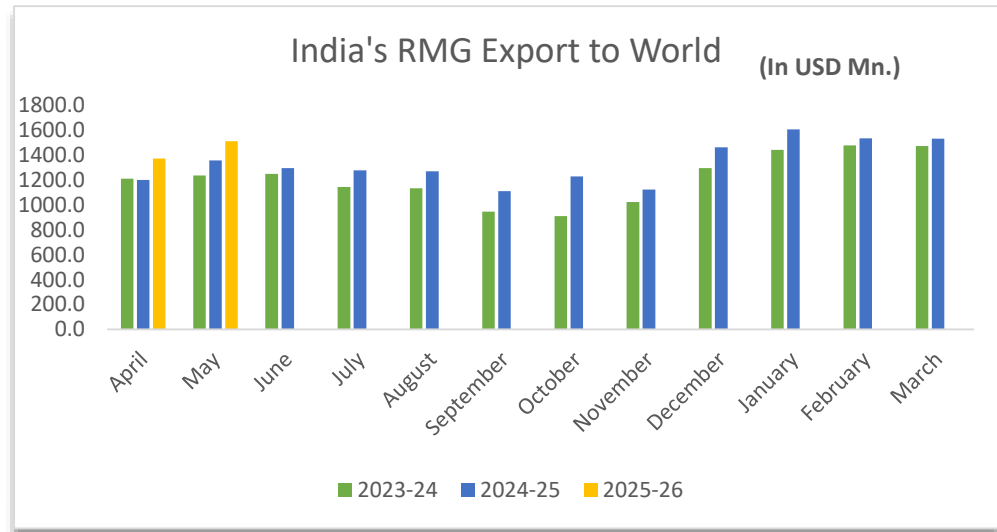


India's RMG Export to World					
	(In USD Mn.)			YoY Growth (%)	
Month	2023-24	2024-25	2025-26	2024-25 over 2023-24	2025-26 over 2024-25
April	1210.9	1198.4	1371.3	-1.0	14.4
May	1235.8	1357.4	1511.5	9.8	11.4
June	1248.0	1293.9		3.7	
July	1142.0	1277.2		11.8	
August	1133.5	1268.2		11.9	
September	946.3	1110.1		17.3	
October	908.8	1227.4		35.1	
November	1021.2	1121.4		9.8	
December	1295.3	1462.3		12.9	
January	1441.4	1606.4		11.5	
February	1476.3	1534.9		4.0	
March	1472.8	1531.3		4.0	
Total	14532.2	15988.9	2882.9	10.0	12.8

Note- 1) Data for the month of May 2025 is provisional data released on PIB by Ministry of Commerce on 16.06.2025
2) Sum of the value for (Apr-May) 2023-24 is USD 2446.7 mn and (Apr-May) 2024-25 is USD 2555.8 mn. and (Apr-May) 2025-26 is USD 2882.9 mn.
3) Source: DGCIS 2025

RMG exports for the month of **May 2025** has increased by **11.4%** as compared to May 2024 and increased by 22.3 % as compared to May 2023.

Similarly, cumulative RMG exports for the period **April- May 2025-26** is **USD 2882.9** mn. showing a growth of **12.8%** over April- May 2024-25 and a growth of 17.8 % over April- May 2023-24.



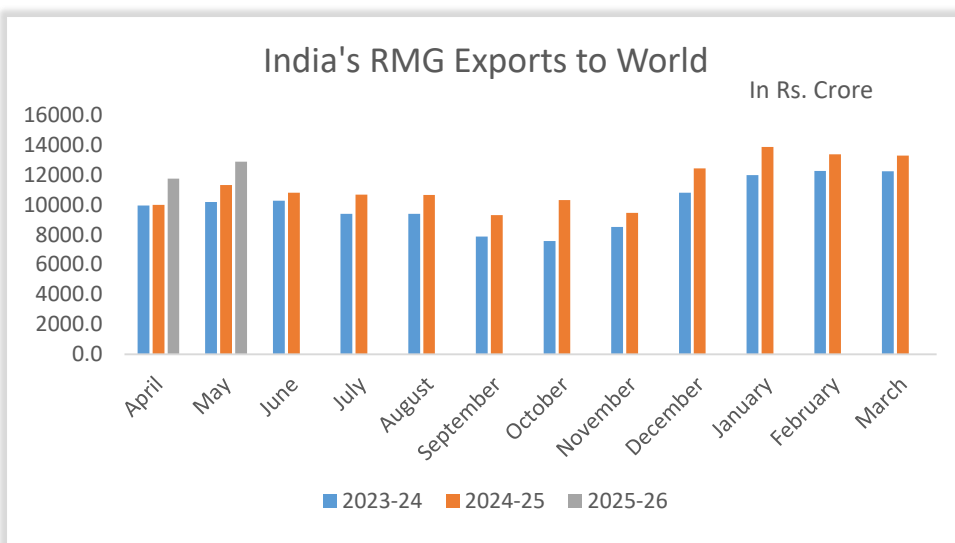


India's RMG Export to World					
	(In INR Crore)			YoY Growth (%)	
Month	2023-24	2024-25	2025-26	2024-25 over 2023-24	2025-26 over 2024-25
April	9931.5	9995.4	11733.4	0.6	17.4
May	10176.1	11319.9	12876.5	11.2	13.8
June	10262.6	10799.9		5.2	
July	9381.4	10676.8		13.8	
August	9383.8	10639.5		13.4	
September	7859.1	9303.6		18.4	
October	7564.3	10314.1		36.4	
November	8506.2	9460.2		11.2	
December	10786.8	12427.2		15.2	
January	11980.8	13857.9		15.7	
February	12248.2	13362.4		9.1	
March	12224.0	13267.1		8.5	
Total	120304.7	135423.8	24609.9	12.6	15.5

Note- 1) Data for the month of May 2025 is provisional data released on PIB by Ministry of Commerce on 16.06.2025
2) Sum of the value for (Apr-May) 2023-24 is Rs.20107.6 Cr; (Apr-May) 2024-25 is Rs.21315.1 Cr and (Apr-May) 2025-26 is Rs.24609.9 Cr
3) Source: DGCI&S 2025

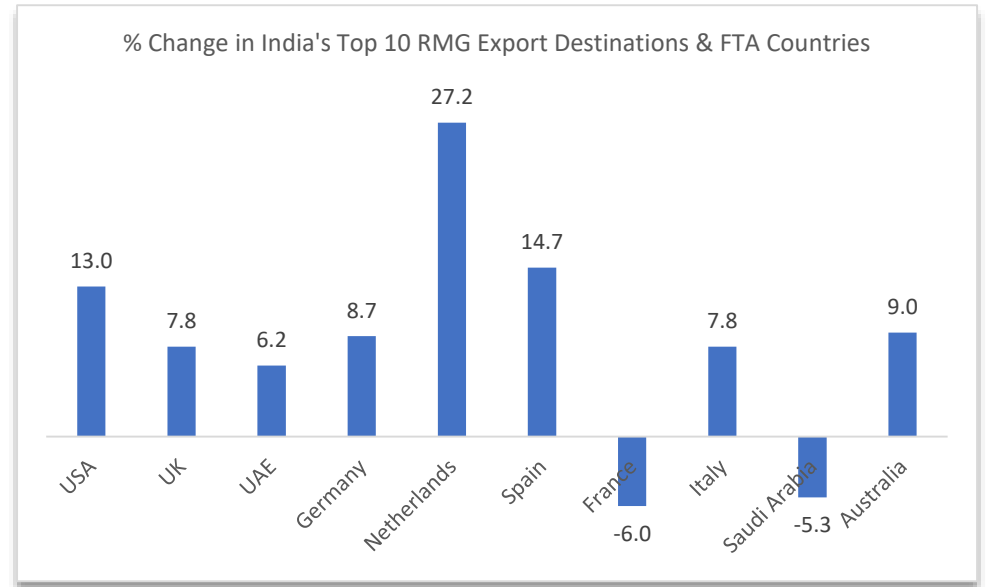
RMG exports for the month of **May 2025** has increased by **13.8%** as compared to May 2024 and has increased by 26.5 % as compared to May 2023.

Similarly, cumulative RMG exports for the period **April- May 2025-26** is **Rs.24609.9 Crore** showing a growth of **15.5 %** over April- May 2024-25 and has increased by 22.4 % over April- May 2023-24.





India's Top 10 RMG Export Destinations & FTA Countries				
S. No.	Countries	Value in USD mn.		
		Apr-Mar 23-24	Apr-Mar 24-25	% Change
	Total RMG Export	14517.9	15974.6	10.0
1	USA	4,719.0	5,333.4	13.0
2	UK	1,328.9	1,432.6	7.8
3	UAE	1,137.9	1,208.2	6.2
4	Germany	784.5	853.0	8.7
5	Netherlands	632.1	804.3	27.2
6	Spain	599.3	687.2	14.7
7	France	643.6	604.8	-6.0
8	Italy	331.4	357.3	7.8
9	Saudi Arabia	380.2	360.1	-5.3
10	Australia	321.1	350.0	9.0



India's Trade with other FTA Countries				
S. No.	Countries	Value in USD mn.		
		Apr-Mar 23-24	Apr-Mar 24-25	% Change
1	Japan	192.0	204.9	6.7
2	Korea RP	56.0	68.4	22.2
3	Mauritius	38.6	40.2	4.0
4	Switzerland	37.0	37.0	0.1
5	Norway	18.6	18.1	-3.1
6	Iceland	0.3	0.3	0.0

Source: DGCI&S, 2025

