

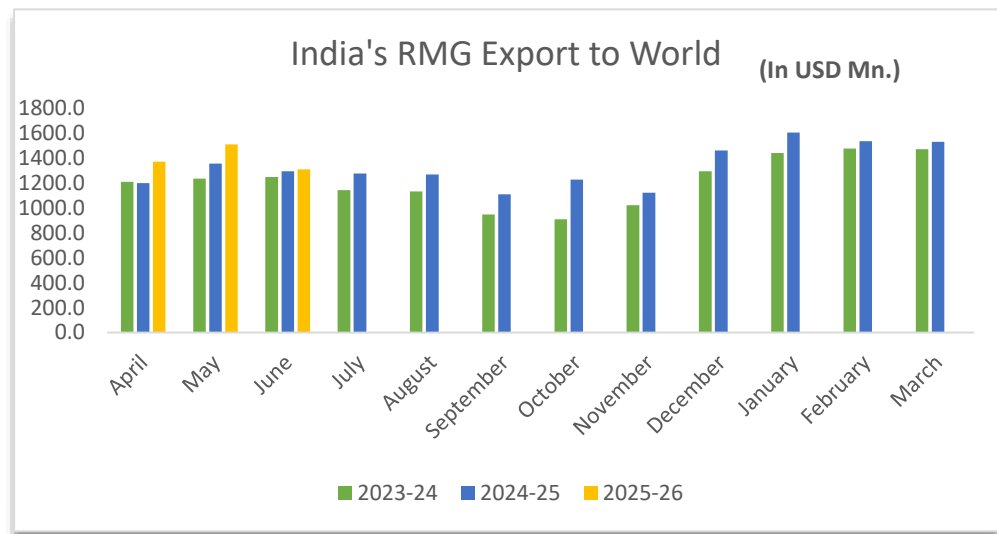


India's RMG Export to World					
	(In USD Mn.)			YoY Growth (%)	
Month	2023-24	2024-25	2025-26	2024-25 over 2023-24	2025-26 over 2024-25
April	1210.9	1198.4	1371.3	-1.0	14.4
May	1235.8	1357.4	1511.5	9.8	11.4
June	1248.0	1293.9	1309.8	3.7	1.2
July	1142.0	1277.2		11.8	
August	1133.5	1268.2		11.9	
September	946.3	1110.1		17.3	
October	908.8	1227.4		35.1	
November	1021.2	1121.4		9.8	
December	1295.3	1462.3		12.9	
January	1441.4	1606.4		11.5	
February	1476.3	1534.9		4.0	
March	1472.8	1531.3		4.0	
Total	14532.2	15988.9	4192.6	10.0	8.9

Note- 1) Data for the month of June 2025 is provisional data released on PIB by Ministry of Commerce on 15.07.2025
 2) Sum of the value for (Apr-Jun) 2023-24 is USD 3694.6 mn and (Apr-Jun) 2024-25 is USD 3849.7 mn. and (Apr-Jun) 2025-26 is USD 4192.61 mn.
 3) Source: DGCI&S 2025

RMG exports for the month of **June 2025** has increased by **1.2%** as compared to June 2024 and increased by 5.0 % as compared to June 2023.

Similarly, cumulative RMG exports for the period **April- June 2025-26** is **USD 4192.6 mn.** showing a growth of **8.9%** over April-June 2024-25 and a growth of 13.5 % over April- June 2023-24.



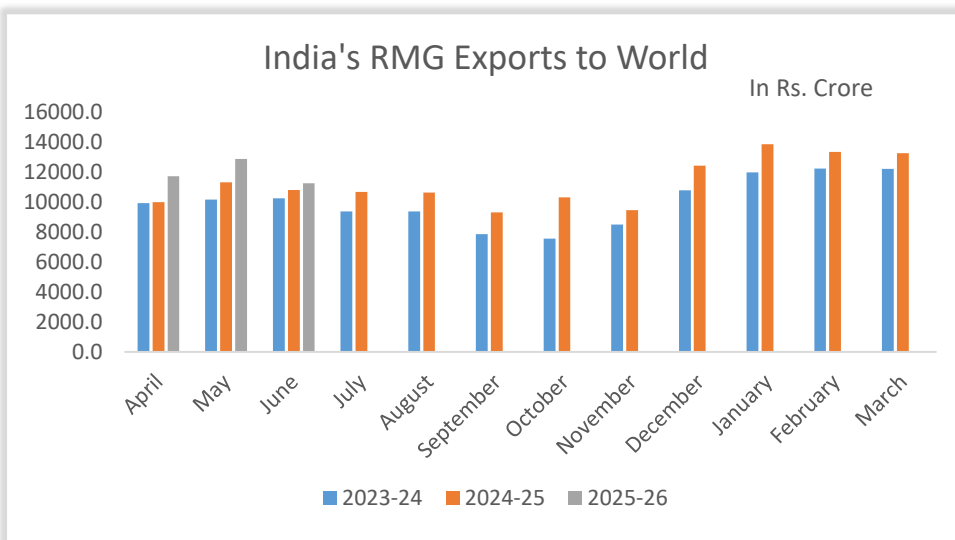


India's RMG Export to World					
	(In INR Crore)			YoY Growth (%)	
Month	2023-24	2024-25	2025-26	2024-25 over 2023-24	2025-26 over 2024-25
April	9931.5	9995.4	11733.4	0.6	17.4
May	10176.1	11319.9	12876.5	11.2	13.8
June	10262.6	10800.2	11251.3	5.2	4.2
July	9381.4	10676.8		13.8	
August	9383.8	10639.5		13.4	
September	7859.1	9303.6		18.4	
October	7564.3	10314.1		36.4	
November	8506.2	9460.2		11.2	
December	10786.8	12427.2		15.2	
January	11980.8	13857.9		15.7	
February	12248.2	13362.4		9.1	
March	12224.0	13267.1		8.5	
Total	120304.7	135424.2	35861.1	12.6	11.7

Note- 1) Data for the month of June 2025 is provisional data released on PIB by Ministry of Commerce on 15.07.2025
2) Sum of the value for (Apr-Jun) 2023-24 is Rs.30370.2 Cr; (Apr-Jun) 2024-25 is Rs.32115.5 Cr and (Apr-Jun) 2025-26 is Rs.35861.13 Cr
3) Source: DGCI&S 2025

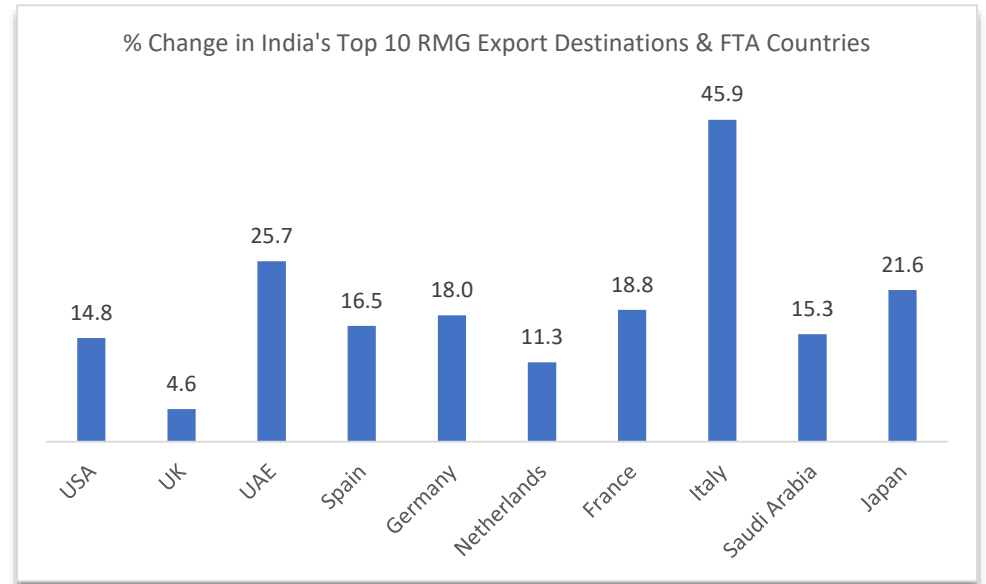
RMG exports for the month of **June 2025** has increased by **4.2%** as compared to June 2024 and has increased by 9.6 % as compared to June 2023.

Similarly, cumulative RMG exports for the period **April- June 2025-26** is **Rs.35861.1** Crore showing a growth of **11.7 %** over April- June 2024-25 and has increased by 18.1 % over April- June 2023-24.





India's Top 10 RMG Export Destinations & FTA Countries				
S. No.	Countries	Value in USD mn.		
		Apr-24	Apr-25	% Change
	Total RMG Export	1200.5	1376.4	14.6
1	USA	407.6	467.9	14.8
2	UK	122.5	128.2	4.6
3	UAE	80.6	101.3	25.7
6	Spain	65.4	76.1	16.5
4	Germany	63.2	74.6	18.0
5	Netherlands	57.9	64.4	11.3
7	France	51.4	61.1	18.8
8	Italy	22.2	32.5	45.9
9	Saudi Arabia	22.7	26.2	15.3
10	Japan	21.0	25.6	21.6



India's Trade with other FTA Countries				
S. No.	Countries	Value in USD mn.		
		Apr-24	Apr-25	% Change
1	Australia	18.6	17.7	-4.5
2	Korea RP	4.8	4.5	-6.3
4	Switzerland	2.8	3.4	21.5
3	Mauritius	2.0	2.0	4.1
5	Norway	1.6	2.0	18.9
6	Iceland	0.0	0.0	-

Source: DGCI&S, 2025

